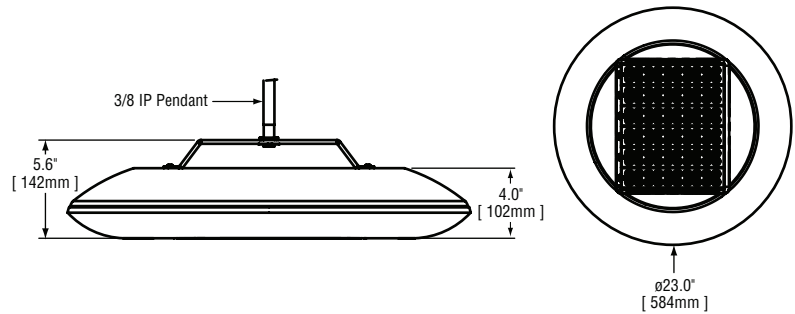


# INT-EDR-PS-PD THE EDGE® LED Interior Round Light – Petroleum Symmetric

Rev. Date: 12/22/11



## Notes:

Product	Family	Optic	Mounting	# of LEDs ( x 10 )	LED Series	Voltage	Color Options	Drive Current Not Field Adjustable	Factory-Installed Options Please type additional options in manually on the lines provided above.
INT	EDR	PS <sup>1</sup>	PD <sup>2</sup>	04 <sup>3</sup> 06 <sup>3</sup> 08 <sup>3</sup> 10 <sup>3</sup> 12	D	UL Universal 120–277V UH Universal 347–480V 12 120V 27 277V 34 347V 48 480V	SV Silver (Standard) BK Black BZ Bronze PB Platinum Bronze WH White	350 350mA 525 525mA 700 <sup>4</sup> 700mA	40K 4000K Color Temperature <sup>5</sup> DIM 0–10V Dimming <sup>6,7,8</sup> F Fuse <sup>9,10,11</sup> HL Hi/Low (175/350/525, dual circuit input) <sup>12,13</sup> TL Two-Level (175/525 w/ integrated sensor control) <sup>12</sup> TL1 Two-Level (350/700 w/ integrated sensor control) <sup>12</sup> TL2 Two-Level (0/350 w/ integrated sensor control) <sup>12</sup> TL3 Two-Level (0/525 w/ integrated sensor control) <sup>12</sup> TL4 Two-Level (0/700/ integrated sensor control) <sup>12</sup>

## Footnotes

- Petroleum symmetric distribution
- 3/8" (10mm) IP pendant – see Field Installed Accessories to specify factory recommended pendant
- Consists of multiple 20 LED light bars. 40, 60, 80 and 100 LED units use blanks as needed in place of populated light bars
- Available on fixtures with 40–60 LEDs
- Color temperature per fixture; 5700K standard; minimum 70 CRI
- Control by others
- Refer to dimming spec sheet for availability and additional information
- Can't exceed the specified drive current
- Not available with all multi-level options. Refer to multi-level spec sheet for availability and additional information
- When code dictates fusing use time delay fuse
- Not available when UH, 34, or 48 voltage is selected
- Refer to multi-level spec sheet for availability and additional information
- Sensor not included

## LED PERFORMANCE SPECS

# of LEDs	Initial Delivered Lumens – Petroleum Symmetric @ 5700K	B	U	G	Initial Delivered Lumens – Petroleum Symmetric @ 4000K	B	U	G	System Watts 120–480V	Total Current @ 120V	Total Current @ 208V	Total Current @ 240V	Total Current @ 277V	Total Current @ 347V	Total Current @ 480V	L <sub>70</sub> Hours* @ 25° C (77° F)	50K Hours Lumen Maintenance Factor* @ 15° C (59° F)
		Rating**				Rating**											
350mA Fixture Operating at 25° C (77° F)																	
40 <sup>3</sup>	4,572 (04)	2	0	0	4,213 (04)	2	0	0	47	0.40	0.24	0.21	0.19	0.15	0.12	>150,000	93%
60 <sup>3</sup>	6,769 (06)	2	0	0	6,239 (06)	2	0	0	68	0.58	0.34	0.30	0.26	0.20	0.16	>150,000	
80 <sup>3</sup>	9,025 (08)	3	0	0	8,318 (08)	3	0	0	90	0.77	0.44	0.38	0.34	0.26	0.20	>150,000	
100 <sup>3</sup>	11,253 (10)	3	0	0	10,372 (10)	3	0	0	111	0.95	0.55	0.47	0.42	0.32	0.24	>150,000	
120	13,504 (12)	3	0	0	12,446 (12)	3	0	0	132	1.15	0.66	0.56	0.50	0.38	0.28	>150,000	
525mA Fixture Operating at 25° C (77° F)																	
40 <sup>3</sup>	6,400 (04)	2	0	0	5,899 (04)	2	0	0	70	0.57	0.33	0.29	0.26	0.21	0.16	136,000	92%
60 <sup>3</sup>	9,477 (06)	3	0	0	8,734 (06)	3	0	0	102	0.87	0.50	0.44	0.39	0.30	0.22	129,000	
80 <sup>3</sup>	12,636 (08)	3	0	0	11,645 (08)	3	0	0	133	1.14	0.65	0.56	0.49	0.39	0.29	129,000	
100 <sup>3</sup>	15,755 (10)	4	0	0	14,520 (10)	3	0	0	172	1.47	0.85	0.75	0.67	0.51	0.38	128,000	
120	18,906 (12)	4	0	0	17,424 (12)	4	0	0	204	1.76	1.01	0.88	0.78	0.60	0.44	128,000	
700mA Fixture Operating at 25° C (77° F)																	
40 <sup>3</sup>	7,818 (04)	3	0	0	7,205 (04)	3	0	0	93	0.79	0.45	0.40	0.35	0.27	0.20	111,000	90%
60 <sup>3</sup>	11,575 (06)	3	0	0	10,668 (06)	3	0	0	137	1.18	0.67	0.59	0.51	0.39	0.29	111,000	

\* For recommended lumen maintenance factor data see TD-13

\*\* For more information on the IES BUG (Backlight-Uplight-Glare) Rating visit [www.iesna.org/PDF/Erratas/TM-15-11BugRatingsAddendum.pdf](http://www.iesna.org/PDF/Erratas/TM-15-11BugRatingsAddendum.pdf)

© 2011 Ruud Lighting Inc. – A Cree Company. All rights reserved. The information in this document is subject to change without notice.  
9201 Washington Ave • Racine, WI 53406-3772 • 800-236-6800 • [www.BetaLED.com](http://www.BetaLED.com)



Made in the U.S.A. of U.S. and imported parts.  
Meets Buy American requirements within the ARRA.



## General Description

Slim, low profile design. Fixture housing is rugged cast aluminum with integral, LED driver compartments, spun aluminum vented cover and high performance aluminum heatsinks. Fixture mounts using 3/8" (10mm) IP pendant, 6" (152mm) minimum. Five year limited warranty on fixture.

## Electrical

Modular design accommodates varied lighting output from high power, white, 5700K (+/- 500K per full fixture), minimum 70 CRI, long life LED sources. Optional 4000K (+/- 300K per full fixture) also available. 120–277V 50/60 Hz, Class 1 LED drivers are standard. 347–480V 50/60 Hz driver is optional. LED drivers have power factor >90% and THD <20% at full load. Units provided with integral 10kV surge suppression protection standard. Surge protection tested in accordance with IEEE/ANSI C62.41.2.

## Testing & Compliance

UL listed in the U.S. and Canada for damp locations. Consult factory for CE Certified products. RoHS compliant.



## Finish

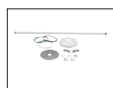
Exclusive Colorfast DeltaGuard® finish features an E-Coat epoxy primer with an ultra-durable silver powder topcoat, providing excellent resistance to corrosion, ultraviolet degradation and abrasion. Bronze, black, white and platinum bronze powder topcoats are also available. The finish is covered by our 10 year limited warranty.

Fixture and finish are endurance tested to withstand 5,000 hours of elevated ambient salt fog conditions as defined in ASTM Standard B 117.

## Patents

U.S. and international patents granted and pending. BetaLED is a division of Ruud Lighting, Inc. For a listing of Ruud Lighting, Inc. patents, visit [www.uspto.gov](http://www.uspto.gov).

## Field-Installed Accessories



**3/8" (10mm) IP Pendant – 18" (457mm)**  
KSKP018

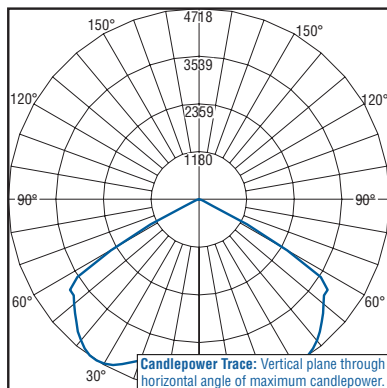
Alternative pendant lengths are available in 1" (25mm) increments; consult factory



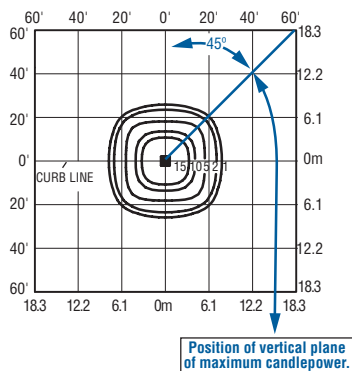
**3/8" (10mm) IP Pendant – 24" (610mm)**  
KSKP024

Alternative pendant lengths are available in 1" (25mm) increments; consult factory

## Photometrics



Independent Testing Laboratories certified test. Report No. ITL66685. Candlepower trace of 6000K, 60 LED petroleum symmetric 304 series parking structure luminaire with 12,214 initial delivered lumens operating at 700mA. All published luminaire photometric testing performed to IESNA LM-79-08 standards.



Isofootcandle plot of 5700K, 120 LED petroleum symmetric interior round luminaire at 15' (4.6m) A.F.G. Luminaire with 18,906 initial delivered lumens operating at 525mA. Initial FC at grade.

